

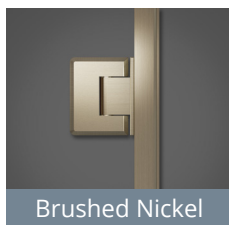
TRUFIT | *Swing Shower Doors*

When versatility is necessary, look to TruFit for a clean, classic solution. TruFit enclosures easily accommodate imperfect vertical surfaces – allowing you to create a contemporary, frameless design that’s made to fit. TruFit enclosures can be installed on fiberglass showers, and feature reversible swing doors for ease of installation. TruFit is a brilliant go-to for both home bathroom renovations and hospitality retrofit projects.


Finish Options




Matte Black



Brushed Nickel



Roman Bronze



Chrome

Product Details

- ◆ Available width sizes: varies by series design
- ◆ Available height sizes: 72", 75" & 82"
(jamb is 7/16" taller than top of glass door)
- ◆ Glass thickness: 3/8"
- ◆ Frameless glass shower enclosures easily accommodate imperfect surfaces.
- ◆ All door units are reversible, allowing left or right swing
- ◆ Available in standard, patterned & cast glass
- ◆ All door glass features pre-assembled hinges & hinge rails
- ◆ Heavy glass hinges and through-the-glass C-pull
- ◆ Self-centering hinges allows doors to swing in and out
- ◆ Add HMI Canvas - Digital In-Glass Printing
- ◆ Compatible with HMI - Vista™
- ◆ Add a Printed Privacy Shield with HMI Priva-Tech®
- ◆ Compatible with HMI's C.10 - glass surface protectant

Glass Options



Add a layer of invisible product protection for a *smarter, cleaner shower.*

HMI's C.10 Glass Protectant with Microban® technology makes your custom glass shower enclosure easier to maintain and helps fight the growth of mold, mildew and bacteria on the surface.

10 Year Warranty

HMI's Glass & Hardware is available exclusively through fine glass shops and glazing professionals throughout America.