






# CELESTIAL | *Sliding Shower Doors*

The beauty of Celestial lies in its thoughtful engineering. Custom glass panels hover above the rollers and hardware, creating an airy, suspended effect. As practical as it is lovely, Celestial's quiet glide and slim-line profile elevate it to a new classic in modern bathroom design.

## Finish Options



## Product Details

- ◆ Custom sizes: height up to 80" tall and width up to 84"
- ◆ One sliding panel and one fixed panel
- ◆ Glass thickness: 3/8"
- ◆ Sleek rollers and fixing clamps with integrated beauty caps
- ◆ Rollers designed for quiet operation
- ◆ Available in standard, patterned & cast glass
- ◆ Bottom support for fixed panel (clamps/u-channel) must be ordered separately
- ◆ Add HMI Canvas - Digital In-Glass Printing
- ◆ Compatible with HMI - Vista™
- ◆ Add a Printed Privacy Shield with HMI Priva-Tech®
- ◆ Compatible with HMI's C.10 - glass surface protectant

## Glass Options



HMI's glass-cleaning nano-technology is an optional add-on for quality surface protection.  
10 Year Warranty

*HMI's Glass & Hardware is available exclusively through fine glass shops and glazing professionals throughout America.*