



*Shower Product*  
GUIDE



# about *US*



HMI presents our catalog of curated *custom glass* and *hardware products* for the modern bathroom and beyond.

Using *the highest quality materials* and the latest in glass technology, the majority of HMI products are handcrafted in the U.S.

Our hundreds of dedicated employees are proud to play a role in the fabric of American Manufacturing. HMI Glass facilities are located in Boston, MA, Louisville, KY and Arlington, TX.

## about *this guide?*

Use this tool as an overview of *shower glass & hardware*, for your sales team to better educate themselves on what *sets HMI products apart*.

Your HMI Territory Manager is available to walk your team through a *training Q&A session*, in person or virtually.

*Easy to navigate*, have your staff bookmark the guide page in our *Dealer Portal* for the ability to access in the field and answer your own customers questions, *helping close your quotes* faster and drive your sales.



Product availability is subject to change. Please download the latest version of this document from our dealer site, <https://hmiglass.com/dealer-portal-files/>. All downloaded documents are uncontrolled; only the latest versions are valid.

Find Sales Order Terms and Conditions and/or Hospitality Division Terms and Conditions at [hmiglass.com](https://hmiglass.com).

HMIGLASS.COM

# FRAMELESS

- The gold standard in custom showers.
- Virtually limitless in size & layouts.
- Glass thickness: 3/8" & 1/2"
- Pairs perfectly with HMI hardware.
- Available with HMI Canvas glass printing & HMI Vista series.
- Available with HMI C.10 powered by EnduroShield® coating or Guardian ShowerGuard glass.

*why?*

Did you know? Our HMI Heavy Glass Hardware is engineered for excellence and lasting quality. We take great pride in designing hinges, clips, channel and handles designed from listening to our customers needs.

HMI Heavy Hardware is backed by an industry leading limited lifetime warranty.



*Heavy Glass  
Hardware  
Available:*



Chrome



Oil Rubbed  
Bronze



Gold



Matte  
Black



Champagne  
Bronze



Brushed  
Nickel



Polished  
Nickel



Roman  
Bronze



Satin  
Chrome

# TRUFIT

- 3/8" thick glass
- 1/2" adjustment on door side & 3/4" adjustment on panel side.
- Maximum height of 82" and door width of 36"
- 180 degree swing with self-centering HMI hinges (swing in AND swing out).
- Hinge rails pre-assembled with hinges.
- Standard through-the-glass C-Pull (8" KY, TX & 6" BOS).
- Perfect for multi-family or hospitality projects.
- Available with HMI C.10 powered by EnduroShield® coating or Guardian ShowerGuard glass.



### *why?*

- ✓ A true heavy glass frameless enclosure for fiberglass & acrylic surrounds.
- ✓ Designed to accommodate imperfect vertical surfaces.
- ✓ Fiberglass, backer board & acrylic friendly.
- ✓ Easy installation work for smaller shops with limited installers and next day one day bathroom renovation companies.
- ✓ Limited lifetime warranty on HMI hardware and extrusions.

*Finishes Available:*



Chrome



Matte Black



Brushed Nickel



Roman Bronze

# UPTOWN GRAND

- 1/4" door & 3/8" panel with no metal center post & no header.
- 3/8" panel for stability.
- Width sizes 30" - 72" & variable custom heights.
- Continuous hinge (single swing only.)
- Four choices of standard 6" handles: C-Pull, Ladder, Crescent, Square Pull.
- Water-tight, with mildew resistant antimicrobial vinyl sweep.
- Magnetic door strike keeps the door closed tight.
- Custom powdered coat finishes available.
- Available with HMI C.10 powered by EnduroShield® coating or Guardian ShowerGuard glass.



### *why?*

- ✓ Competitively priced frameless aesthetic.
- ✓ Return panels layouts available.
- ✓ Fiberglass, backer board & acrylic friendly.
- ✓ Continuous hinge door that mounts to the wall.
- ✓ Limited lifetime warranty on HMI hardware and extrusions.

*Finishes Available:*



Chrome



Matte  
Black



Brushed  
Nickel



Roman  
Bronze

# UPTOWN

- 1/4" door & 1/4" panel with no metal center post & no header.
- Width sizes 30" - 72" & variable custom heights.
- Continuous hinge (single swing only.)
- Four choices of standard 6" handles: C-Pull, Ladder, Crescent, Square Pull.
- Water-tight, with mildew resistant antimicrobial vinyl sweep.
- Magnetic door strike keeps the door closed tight.
- Custom powdered coat finishes available.
- Available with HMI C.10 powered by EnduroShield® coating or Guardian ShowerGuard glass.



### *why?*

- ✓ Competitively priced frameless aesthetic.
- ✓ Continuous hinge door that mounts to the wall.
- ✓ Available with multiple return panels options.
- ✓ Fiberglass, backer board & acrylic friendly.
- ✓ Limited lifetime warranty on HMI hardware and extrusions.

*Finishes Available:*



Chrome



Matte  
Black



Brushed  
Nickel



Roman  
Bronze



# Swing Door Shower Enclosures

## CLASSIC

- Available height sizes: up to 90"
- Glass thickness: 3/16" & 1/4"
- Standard through the glass 6" C-Pull
- Standard Polycarbonate Sweep
- Multiple layouts available (door, door & panel, neo-angle, return panel options, etc).
- Custom powdered coat finishes available.
- Available with HMI C.10 powered by EnduroShield® coating or Guardian ShowerGuard glass.

*why?*

- ✓ Value brand pricing.
- ✓ Fiberglass, backer board & acrylic friendly.
- ✓ Limited lifetime warranty on HMI hardware.



*Finishes Available:*



Chrome



Matte Black



Brushed Nickel



Roman Bronze

HMIGLASS.COM

## SKYLINE

- 3/8" glass
- 3 stock sizes: 72", 76" & 80" (U-Channel for fixed panel)
- Custom heights up to 80" & widths up to 72"
- 2 1/4" recessed pull. With other pull options available.
- Multiple panel configurations available.
- 3/8" pattern & HMI cast glass options available.
- Available with HMI C.10 powered by EnduroShield® coating or Guardian ShowerGuard glass.

*why?*

- ✓ Pre-fabricated bar for ease of installation 3/4" Stainless steel bar with custom widths up to 110".
- ✓ Clip installation means less metal and cleaner site lines.
- ✓ Multiple configuration options.
- ✓ Limited lifetime warranty on HMI hardware and extrusions.



*Finishes Available:*



Roman Bronze



Matte Black



Brushed Stainless Steel  
(resembles Brushed Nickel)



Polished Stainless Steel  
(resembles Chrome)

## EMPIRE

- 3/8" or 1/2" glass with bold industrial design.
- Custom heights up to 80" & width sizes 48" up to 72"
- 2 1/4" recessed pull. With other pull options available.
- Multiple panel configurations available.
- 3/8" pattern & HMI cast glass options available.
- Available with HMI C.10 powered by EnduroShield® coating or Guardian ShowerGuard glass.

### *why?*

- ✓ Durable 1" tubular header with heavy duty rollers.
- ✓ Clip installation means less metal and cleaner site lines.



*Finishes Available:*



Brushed  
Stainless Steel  
(resembles Brushed Nickel)



Polished  
Stainless Steel  
(resembles Chrome)



Champagne  
Bronze



## Sliding Door Shower Enclosures

# CELESTIAL

- 3/8" glass - a quiet glide & slim-line profile elevate this value-priced slider.
- Custom height up to 80" & width to 84"
- One sliding door & one fixed panel.
- 3/8" pattern & HMI cast glass options available.
- Available with HMI C.10 powered by EnduroShield® coating or Guardian ShowerGuard glass.

*why?*

- ✓ Single door heavy glass slider with rectangular header and exposed rollers at an economic price.
- ✓ Can be installed with clips or channel.
- ✓ Bar is fabricated on / can be drilled on site.
- ✓ Limited lifetime warranty on HMI hardware and extrusions.



*Finishes Available:*



Chrome



Matte  
Black



Brushed  
Nickel


HMIGLASS.COM

## CAPITAL

- 3/8" clear glass
- 2 stock sizes: 60" X 74" & 79"
- Custom height up to 80" & width to 72"
- Bypass sliding doors.
- Smooth overhead rolling system.
- Available with or without wall jambs.
- Double towel bars in 18", 24" or 27"
- 3/8" pattern & HMI cast glass options available.
- Available with HMI C.10 powered by EnduroShield® coating or Guardian ShowerGuard glass.

### *why?*

- ✓ Barn door aesthetic.
- ✓ 3/8" glass and heavy rollers ensure smooth operation.
- ✓ Max sizes is 72 x 80 inches, without the weight restrictions that our competitors have.
- ✓ Limited lifetime warranty on HMI hardware and extrusions



*Finishes Available:*



Chrome



Matte Black



Brushed Nickel



Sliding Door Shower Enclosures

# HEAVY EURO

- 3/8" clear glass
- Heavy duty header & through the glass roller.
- Standard glass option: clear
- Stock heights: 57 1/2", 62 1/2", 70 1/2", 75 1/2"
- Standard towel bar & knob combo with optional concaved pulls.
- Optional snap-in-retainer for extra safety.
- Custom powdered coat finishes available.
- Available with HMI C.10 powered by EnduroShield® coating or Guardian ShowerGuard glass.

*why?*

- ✓ 3/8" glass and heavy rollers.
- ✓ Adjustability accounts for out of plumb installations.
- ✓ Fiberglass & wallboard friendly.



*Finishes Available:*



Chrome



Oil Rubbed  
Bronze



Matte  
Black



Brushed  
Nickel

HMI GLASS.COM



## Sliding Door Shower Enclosures

# PLATINUM RIVIERA

- 5/16" thick glass
- Upgraded platinum heavy duty header & rollers & V shaped track for a smooth roll.
- Standard glass option: clear
- Stock heights: 57 3/4", 62 3/4", 70 3/4", 75 3/4"
- Standard recessed finger pull & towel bar.
- Standard towel bar & knob combo with optional concaved pulls.
- Optional second towel bar.
- Optional snap-in-retainer for extra safety.
- Custom powdered coat finishes available.
- Available with HMI C.10 powered by EnduroShield® coating or Guardian ShowerGuard glass.

*why?*

- ✓ 5/16" glass and heavy rollers.
- ✓ Adjustability accounts for out of plumb installations.
- ✓ Fiberglass & wallboard friendly.



*Finishes Available:*



Chrome



Oil Rubbed  
Bronze



Matte  
Black



Brushed  
Nickel

HMI GLASS.COM

# PLATINUM EURO

- 1/4" thick glass
- Platinum heavy duty header & rollers & V shaped track for a smooth roll.
- Two standard glass options: clear & rain
- Stock heights: 57 3/4", 62 3/4", 70 3/4", 75 3/4"
- Standard towel bar & knob combo with optional concaved pulls.
- Optional snap-in-retainer for extra safety.
- Soft close option available for 1/4" units.
- Custom powdered coat finishes available.
- Available with HMI C.10 powered by EnduroShield® coating or Guardian ShowerGuard glass.

*why?*

- ✓ 1/4" glass and heavy rollers.
- ✓ Adjustability accounts for out of plumb installations.
- ✓ Fiberglass & wallboard friendly.
- ✓ Quick ship configurations available.



*Finishes Available:*



Chrome



Oil Rubbed  
Bronze



Matte  
Black



Brushed  
Nickel

# PLATINUM CLASSIC SLIDER

- 3/16" thick glass
- Platinum header with V-shaped rollers for a smooth slide.
- Two standard glass options: clear & rain
- Stock heights: 57 3/4", 62 3/4", 70 3/4", 75 3/4"
- Standard compression fit towel bar and pull.
- Optional snap-in-retainer for extra safety.
- Custom powdered coat finishes available.
- Available with HMI C.10 powered by EnduroShield® coating or Guardian ShowerGuard glass.



### *why?*

- ✓ 3/16" glass and heavy rollers at a economical price.
- ✓ Adjustability accounts for out of plumb installations.
- ✓ Fiberglass & wallboard friendly.

*Finishes Available:*



Chrome



Oil Rubbed  
Bronze



Matte  
Black



Brushed  
Nickel

# VISTA

- Geometric grid style patterns with a nod to industrial meets vintage style.
- HMI Matte Black hardware for traditional look or choose HMI additional hardware finishes for custom look.
- Choose matte or glossy grid lines.
- Choose “Premium Vista” – a low profile adhesive metal flat-bar designed to adhere to the exterior side of the glass.
- Available with HMI C.10 powered by EnduroShield® coating.

### *why?*

- ✓ Digitally printed grid lines are smooth to the touch and will not collect dust, residue or soap scum.
- ✓ You can clean Vista grids just like any other glass showers. Will not fade or scratch. (Not applicable to metal flat bar side if choosing Premium Vista).
- ✓ Fully customizable patterns, thickness or graphic lines, even colors and simulated textures.



# PRIVA-TECH

- Compatible with all HMI custom shower enclosures & hardware.
- Choose from a palette of on-trend colors or neutrals.
- Designed with transitional fade or crisp line.
- The sight lines & privacy areas are fully customizable.
- Print on interior or exterior of glass surface.
- Available with HMI C.10 powered by EnduroShield® coating.

## *why?*

- ✓ HMI's trademarked approach to digitally printed privacy shields is a smart alternative to sandblasting.
- ✓ Smooth to the touch, will not collect residue from cleaning agents or show fingerprints.
- ✓ Perfect option for home owners and hospitality projects where privacy is requested but glass is preferred.



# CANVAS

- HMI's Canvas, digitally printed glass provides long-lasting vivid colors.
- Ceramic inks offer unmatched resistance to scratching, acid, UV & weather damage.
- HMI Canvas technology is compatible with interior and exterior projects. Applications include facades, windows, backsplashes, doors, office dividers, furniture & of course shower doors.
- Available with HMI C.10 powered by EnduroShield® coating.

### *why?*

- ✓ HMI is one of only a handful of glass fabricators in the USA to offer digital on-glass printing.
- ✓ Able to accommodate one off projects as easily as large scale hospitality jobs.
- ✓ In-house graphics department can assist with creating designs, or translating customer requests.



## Shower Enclosures Options


# CAST GLASS

- Cast is a glass technique in which a piece of smooth glass is kiln-fired onto a mold to create a three-dimensional pattern & texture.
- HMI offers 11 standard cast options:

Affinity	Lava	Linen
Retro Seedy	Storm	Wisp
Flurry	Leather	Fluted
Rain	Tranquility	
- (Ask your Territory Rep or Tech Design team for more.)
- Available with HMI C.10 powered by EnduroShield® coating.

### *why?*

- ✓ Created by HMI in-house artisans, we offer proprietary molds that are not found anywhere else.
- ✓ Choose from stock relief patterns or fully custom cast glass designs.
- ✓ High end alternatives to typical pattern glass for creating obscurity in shower design, room dividers, doors and beyond.
- ✓ Appeals to clients seeking truly original custom glass.



# PATTERN GLASS

- Pattern glass unlike cast glass is smooth on one side and features a textured pattern on the outside surface.
- HMI offers 6 standard cast options:

Acid Wash	Rain
Grey	Bronze
Aquatex	Obscure
- Patterns are on clear glass, not low iron..
- Various thicknesses available contact your HMI Tech Design Team for thicknesses & availability.
- Available with HMI C.10 powered by EnduroShield® coating.

### *why?*

- ✓ An affordable means of creating obscurity and semi-privacy.
- ✓ Perfect for residential applications. Equally as usable in large scale, repeatable hospitality and multi-use projects.
- ✓ Fits easily into most HMI semi-frameless hardware products.



## Shower Enclosures Options

# ESSENTIALS

- HMI Canvas Tool Bag
- HMI Glass Cleaner 19 oz.
- HMI 25' Tape Measure
- HMI Essential Setting Blocks
- HMI 12 to 1 Ratio Caulk Gun
- HMI Drill Bits
- X.3® Silicone
- Palmer QuikSet Mirro-Mastic 10.1 oz.
- Palmer SuperSet Mirro-Mastic 10.1 oz.
- Palmer Mirro-Mastic 11 oz. and 1 gal.
- HMI Magnetic Torpedo Level
- HMI Essential Levels
- HMI Essential Level(s) Carrying Case
- HMI Trucker Hat

*why?*

- ✓ Curated tools designed and engineered with our trademark attention to quality and detail.
- ✓ Crafted with the glazier in mind, by HMI's experts in the glass trade.
- ✓ HMI Install Kits available.



*Why not bundle your essentials  
with your next shower and  
save on shipping?*


# C.10<sup>®</sup> Glass Protectant

- HMI's C.10<sup>®</sup> Glass Protectant powered by EnduroShield<sup>®</sup>.
- C.10 is an ultra-thin transparent coating that adheres to the surface and provides protection that will repel both water and oil-based stains.
- Untreated glass is porous and as a result absorbs mineral deposits and soap scum, making it difficult overtime. C.10 is eco-friendly.
- EnduroShield<sup>®</sup> reduces your cleaning time by up to 90%.
- Accelerated testing by independent agencies in both North America and Europe has shown that HMI's C.10 Glass Protection will far outlast any other treatment on a single application, surpassing 10 years of easy-clean properties without a requirement of a special wash, top-up product, or revitalizer.
- There aren't specific products required to purchase to keep your glass clean. Easily cleaned with a squeegee, mild liquid dish soap, and/or white vinegar. Products such as Windex, SprayWay, Scrubbing Bubbles, 7th Generation, and Method are acceptable, however are not necessary.
- Lifetime Limited Warranty.



*Your*  
Success  
is *Our*  
Success

**HMI**  
INNOVATORS IN GLASS



Scan for the  
HMI website